

Crane MS 45000



**MAXIMUM HORIZONTAL
OUTREACH**
19,30 m



**MAXIMUM VERTICAL OUTREACH
FROM THE GROUND**
22,76 m



**SLEWING
ANGLE**
360°

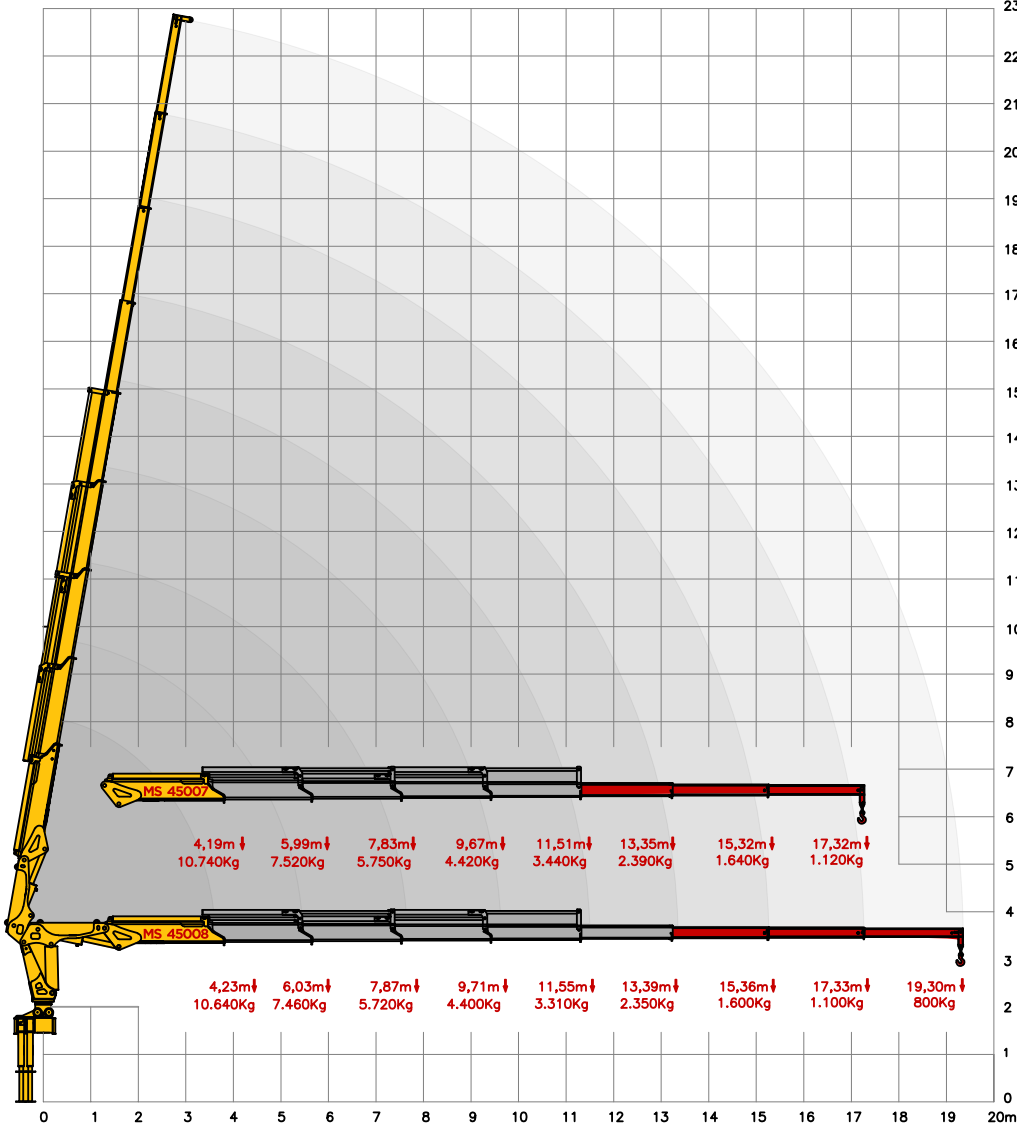
Specifications - MS 45008

**MAXIMUM EXTENT
CAPACITY**
19,30 m

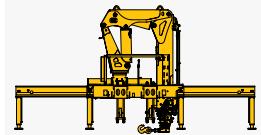


MASAL

LOAD CHART

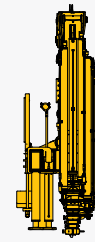


DIMENSIONS



2,60 m

6,35 m



2,70 m

1,02 m

CHECK OUR WEBSITE



TECHNICAL SPECIFICATIONS

		MS 45007	MS 45008
1. Lifting moment capacity	kgf/m	45000	45000
2. Maximum operating pressure	bar	240	240
3. Hydraulic reservoir capacity	L	140	140
4. Equipment weight	kg	4200	4300
5. Number of hydraulic extensions		4	5
6. Quantity of manual extensions		3	3
7. Maximum capacity at maximum outreach	kg	1120	800
8. Maximum capacity at first handle	kg	10740	10640
9. Maximum horizontal outreach	m	17,32	19,30
10. Maximum horizontal hydraulic outreach	m	11,51	13,39
11. Maximum vertical outreach	m	20,81	22,76
12. Maximum vertical hydraulic outreach	m	15,16	16,95
13. Width in folded position	m	2,60	2,60
14. Width stabilizer spread	m	6,35	6,35
15. Maximum opening angle	graus	80	80
16. Slewing angle	graus	360	360
17. Minimum lifting radius	m	1,70	1,70
18. Installation space needed	m	1,20	1,20
19. Slewing torque	kgf/m	6446	6446
20. Dead weight	ton	23	23

AVAILABLE COLORS

PATTERN

OPTIONS



KNOW OUR PRODUCTS LINES



OUR STRENGTH IS TRADITION

MASAL INDUSTRY

Headquarters - Rua Alfredo Caetano,
02 Santo Antônio da Patrulha
Rio Grande do Sul / Brazil

(51) 3662-3066
www.masal.com.br

MASAL