


Crane

MC 12600-S



**MAXIMUM HORIZONTAL
OUTREACH**
13,72 m



**MAXIMUM VERTICAL OUTREACH
FROM THE GROUND**
16,40 m



**SLEWING
ANGLE**
360°

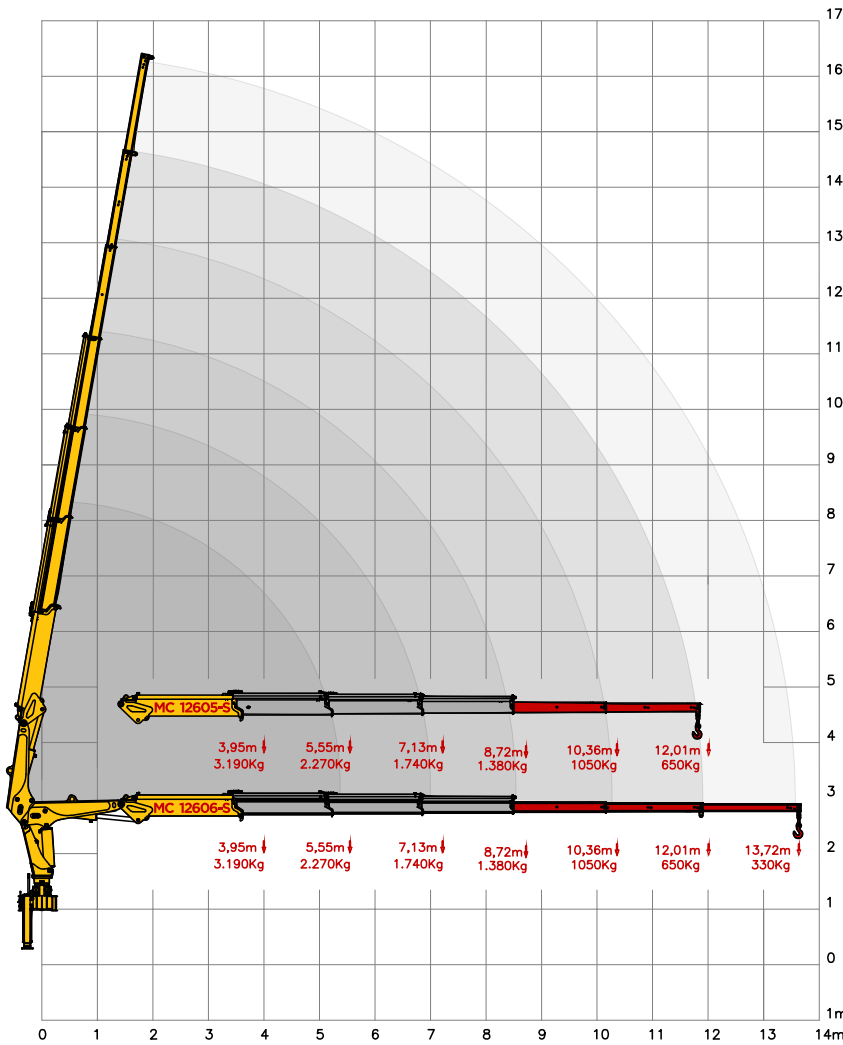
Specifications - MC 12606-S

**MAXIMUM EXTENT
CAPACITY**
13,72 m

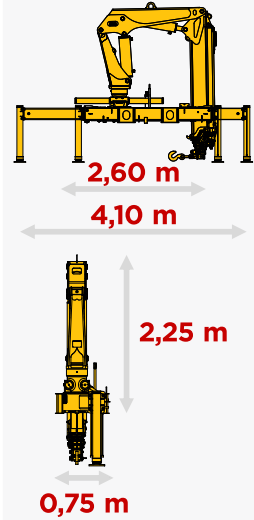


MASAL

LOAD CHART



DIMENSIONS



CHECK OUR WEBSITE



TECHNICAL SPECIFICATIONS

		MC 12605-S	MC 12606-S
1. Lifting moment capacity	kgf/m	12600	12600
2. Maximum operating pressure	bar	210	210
3. Hydraulic reservoir capacity	L	110	110
4. Equipment weight	kg	1950	2000
5. Number of hydraulic extensions		3	3
6. Quantity of manual extensions		2	3
7. Maximum capacity at maximum outreach	kg	650	330
8. Maximum capacity at first handle	kg	3190	3190
9. Maximum horizontal outreach	m	12,01	13,72
10. Maximum horizontal hydraulic outreach	m	8,72	8,72
11. Maximum vertical outreach	m	14,80	16,40
12. Maximum vertical hydraulic outreach	m	11,50	11,50
13. Width in folded position	m	2,60	2,60
14. Width stabilizer spread	m	4,10	4,10
15. Maximum opening angle	graus	80	80
16. Slewing angle	graus	360	360
17. Minimum lifting radius	m	1,90	1,90
18. Installation space needed	m	1,00	1,00
19. Slewing torque	kgf/m	2085	2085
20. Dead weight	ton	11	11

AVAILABLE COLORS

PATTERN

OPTIONS



KNOW OUR PRODUCTS LINES



OUR STRENGTH IS TRADITION

MASAL INDUSTRY

Headquarters - Rua Alfredo Caetano,
02 Santo Antônio da Patrulha
Rio Grande do Sul / Brazil

(51) 3662-3066
www.masal.com.br

MASAL