

Crane MS 4503



**MAXIMUM HORIZONTAL
OUTREACH**
7,51 m



**MAXIMUM VERTICAL OUTREACH
FROM THE GROUND**
10,68 m



**SLEWING
ANGLE**
360°

Specifications - MS 4503

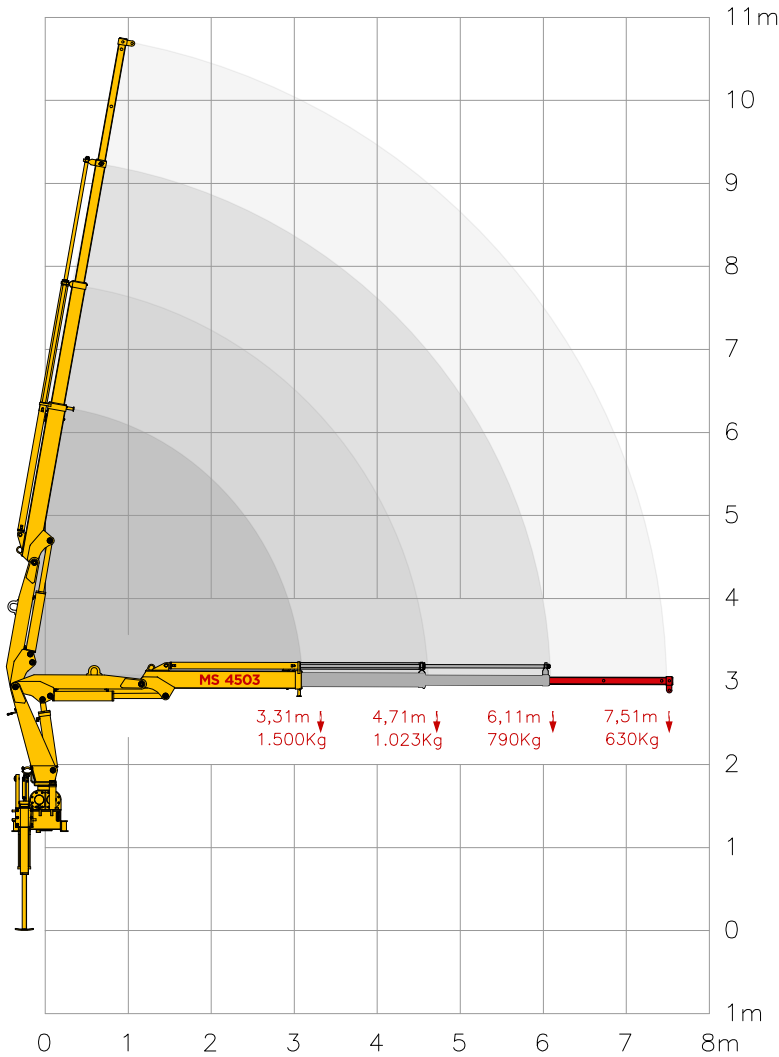
**MAXIMUM EXTENT
CAPACITY**

7,51 m

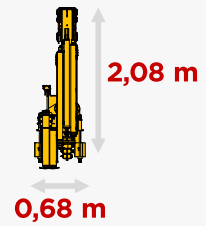
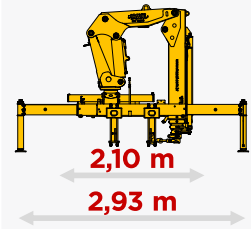


MASAL

LOAD CHART



DIMENSIONS



CHECK OUR WEBSITE



TECHNICAL SPECIFICATIONS

		MS 4503
1. Lifting moment capacity	kgf/m	4500
2. Maximum operating pressure	bar	180
3. Hydraulic reservoir capacity	L	100
4. Equipment weight	kg	1050
5. Number of hydraulic extensions		2
6. Quantity of manual extensions		1
7. Maximum capacity at maximum outreach	kg	630
8. Maximum capacity at first handle	kg	1500
9. Maximum horizontal outreach	m	7,51
10. Maximum horizontal hydraulic outreach	m	6,11
11. Maximum vertical outreach	m	10,68
12. Maximum vertical hydraulic outreach	m	9,25
13. Width in folded position	m	2,10
14. Width stabilizer spread	m	2,90
15. Maximum opening angle	graus	80
16. Slewing angle	graus	360
17. Minimum lifting radius	m	1,50
18. Installation space needed	m	0,90
19. Slewing torque	kgf/m	1800
20. Dead weight	ton	6,7

AVAILABLE COLORS

PATTERN

OPTIONS



KNOW OUR PRODUCTS LINES



OUR STRENGTH IS TRADITION

MASAL INDUSTRY

Headquarters - Rua Alfredo Caetano,
02 Santo Antônio da Patrulha
Rio Grande do Sul / Brazil

(51) 3662-3066
www.masal.com.br

MASAL